

ENWEALTH
MONEY MARKET FUND
FACT SHEET

SEPTEMBER 2024



Fund Objective

The Enwealth Money Market Fund is a low-risk investment with an objective to

1. Generate reasonable level of current income,
2. Provide Steady growth through re-investment of income earned
3. Provide maximum stability for capital invested.
4. Provide liquidity

This is achieved through investing in interest-earning money market instruments which have a maximum tenor of 18 months.

FUND INVESTMENT PRINCIPLES

1. To invest only in money market instruments spread amongst institutions of repute.
2. To manage the portfolio according to best practice of prudent investing.
3. To administer the portfolio according to best practice by treating the generation of income as a higher priority than capital growth.
4. To minimize losses, while maximizing on investment returns, by investing in near cash or cash deposits.
5. To ensure the Fund retains an acceptable level of liquidity to meet any liquidation obligations with the promised timelines.

WHY INVEST IN THE MONEY MARKET FUND?

1. This funds ideal for use as an emergency fund.
2. It is ideal for risk-averse investors
3. It could form the core fund of your portfolio's cash component.
4. The fund should produce higher returns than call deposits while interest rates are declining.
5. The fund pays out income monthly.
6. In rising interest rate environments, the fund benefits from attractive deposit rates.

Fund Details

Risk Profile: Low

Investment Horizon: Short Term

Minimum Initial Investment: KES 1,000

Annual Management Fee: 2%+ VAT

Initial Fee: Nil

Suitability: Investors with low-risk appetite and High liquidity needs

Weighted Average duration: 11.47 months

Trustee: Co-operative Bank of Kenya Ltd

Custodian: SBM Bank Kenya Ltd

Fund Administrator: Enwealth Capital Limited

Fund Manager: Old Mutual Investment Group

Benchmark Returns: Average Commercial Banks monthly deposit rate

Portfolio Manager Commentary

The annual effective yield settled at **15.1%** as at the end of September 2024 as the fund manager continued to reprice maturities and inflows into higher yielding longer duration fixed income securities.

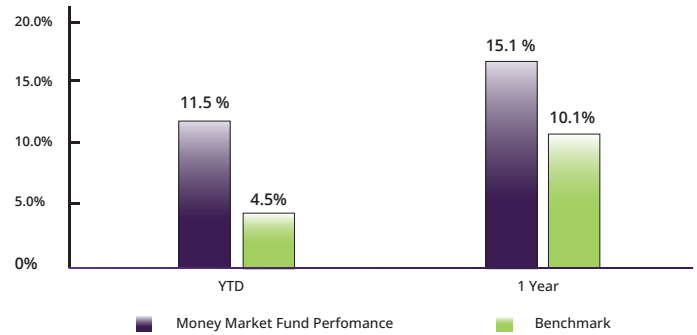
Kenya's year on year inflation eased to a 12 year low of **3.6%** in September from **4.4%** in the preceding month attributed to slight increases in food and energy prices. The Consumer Price Index remained flat over the month driven largely due to a **0.7%** fall in food prices. However, transport prices rose by **0.3%**.

Treasury Bill yields declined by an average of 0.1% across all tenors as the 91,182 and 364-day Treasury bills closed the month at **15.72%**, **16.58%** & **16.80%** from **15.79%**, **16.67%** & **16.86%** respectively in the previous month.

Outlook: Inflation is expected to remain within the Central Bank range but below 5% largely driven by base effects and lower food and fuel prices compared to last year. However, upside risks such as currency weakness given the prevailing fiscal sustainability concerns and escalating geopolitical risks. In addition, the La Nina weather phenomenon poses risk to the East Africa region as rainfall is expected to be below average. Despite this, we see scope for a further reduction of policy rates at the next October Monetary Policy Committee meeting with a potential 0.75% cut.

Performance (Annualised) As At September 2024

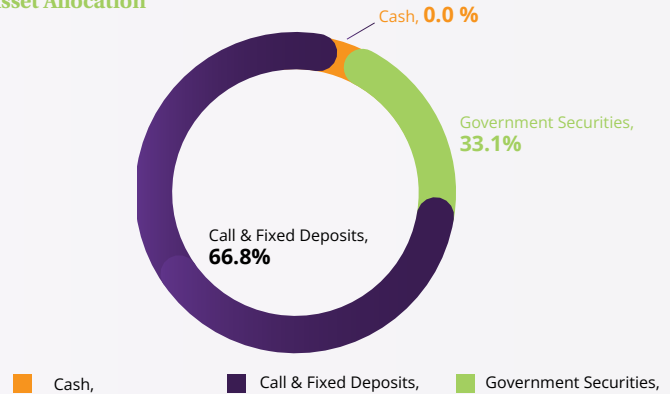
Enwealth Money Market Fund Performance As At September 2024



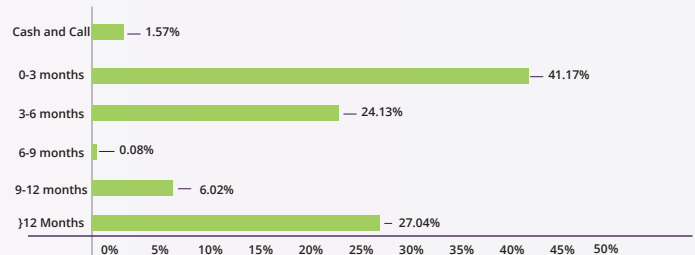
Risk Measures; Last 12 Months

	Annual Effective Yield
High	16.01 %
Low	14.33 %

Asset Allocation

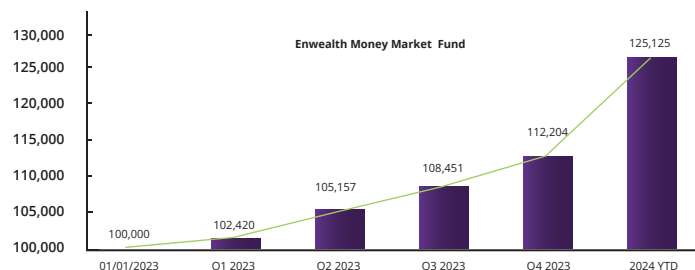


Duration Allocation



The fund manager invested in near cash instruments particularly high yielding deposits.

Cumulative Performance



The chart reflects the growth of a KES 100,000 investment at the start of the year with 100% reinvestment of distributions.