

ENWEALTH EQUITY FUND FACT SHEET

December 2024



Fund Objective

Enwealth Equity Fund is a medium to high risk investment with an objective to:

1. Generate long term capital growth
2. Maximize returns to investors over the long-term.
3. Provide steady growth through dividends earned.

The Fund shall invest in a minimum of 60% of the market value of its assets under management in equities listed locally, listed in other regulated exchanges or unlisted equities at all times.

Fund Details

Risk Profile: Medium to High

Investment Horizon: Long Term- Minimum 3 years

Minimum Initial Investment: KES 1,000

Annual Management Fee: 2%+ VAT

Initial Fee: Nil

Suitability: Investors with high-risk appetite and Low liquidity needs

Trustee: Co-operative Bank of Kenya Ltd

Custodian: SBM Bank Kenya Ltd

Fund Administrator: Enwealth Capital Limited

Fund Manager: Old Mutual Investment Group

Benchmark Returns: NSE 20 Share Index

Portfolio Manager Commentary

As at December 2024, the fund performance registered a year-to-date return of **34.6%** driven positive returns from equities and deposits. In the month, the equities market performance turned positive with the NSE-20 index registering a return of **8.0%** driven by large cap stocks.

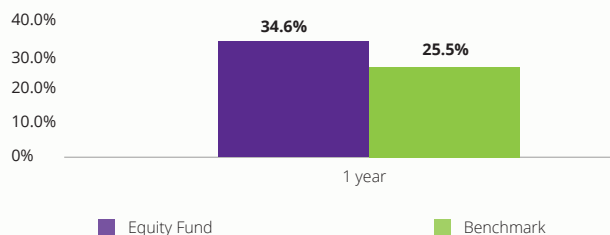
The fund manager rebalanced the portfolio by increasing allocation to fixed deposits while still adhering to the 60% minimum allocation to equities.

The Fund continues to invest in a portfolio of stocks with strong fundamentals. The fixed income portion of the portfolio is invested in short term instruments that are currently generating double digit returns on an annualized basis.

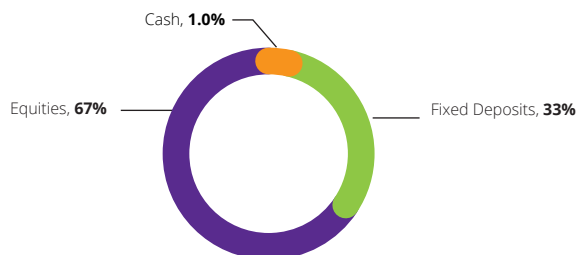
Outlook: Continued listed equities' price recovery is dependent on continued positive investor sentiment, stability of the Shilling, sharp decline in fixed income returns and global economic rebound, amid the continued monetary policy easing, that may result to increased foreign investor participation/net buying position in the equity market. Treasury bill yields moving below dividend yields could be a major driver of investor sentiment towards equities.

Performance (Annualised) As At December 2024

Enwealth Balanced Fund Performance as at December 2024



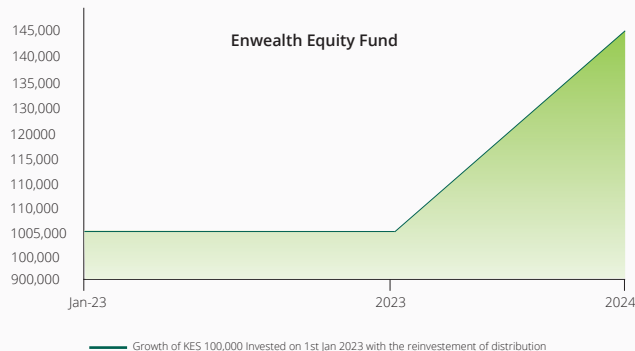
Asset Allocation



Risk Measures: Last 12 Months

Max NAV	13.02
Low NAV	9.88
No. of negativemonths	5
Max Drawdown	-2.54%

Cumulative Performance



The chart reflects the growth of a KES 100,000 investment at the start of the year with 100% reinvestment of distributions.