

ENWEALTH EQUITY FUND FACT SHEET

January 2025



Fund Objective

Enwealth Equity Fund is a medium to high risk investment with an objective to

1. Generate long term capital growth
2. Maximize returns to investors over the long-term.
3. Provide steady growth through dividends earned.

The Fund shall invest in a minimum of 60% of the market value of its assets under management in equities listed locally, listed in other regulated exchanges or unlisted equities at all times.

Fund Details

Risk Profile: Medium to High

Investment Horizon: Long Term- Minimum 3 years

Minimum Initial Investment: KES 1,000

Annual Management Fee: 2%+ VAT

Initial Fee: Nil

Suitability: Investors with high-risk appetite and Low liquidity needs

Trustee: Co-operative Bank of Kenya Ltd

Custodian: SBM Bank Kenya Ltd

Fund Administrator: Enwealth Capital Limited

Fund Manager: Old Mutual Investment Group

Benchmark Returns: NSE 20 Share Index

Portfolio Manager Commentary

As at January 2025, the fund performance registered a one-year return of **42.8 %** driven positive returns from equities and deposits. In the month, the equities market performance was positive with the NSE-20 index registering a return of **7.6 %** driven by positive investor sentiment towards equities.

The fund manager rebalanced the portfolio by increasing allocation to fixed deposits while still adhering to the **60 %** minimum allocation to equities.

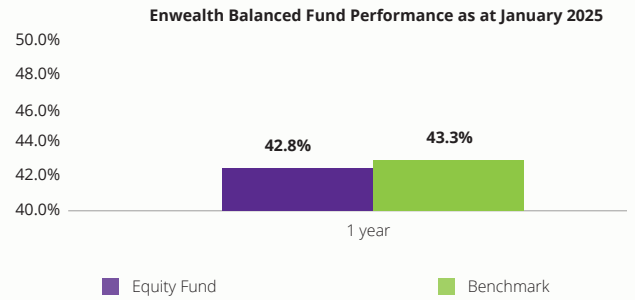
The Fund continues to invest in a portfolio of stocks with strong fundamentals. The fixed income portion of the portfolio is invested in short term instruments that are currently generating double digit returns on an annualized basis.

Outlook: Bank earnings season and dividend announcements should support Equity performance in Q1 2025. Treasury bill yields moving below dividend yields could be a major driver of investor sentiment towards equities.

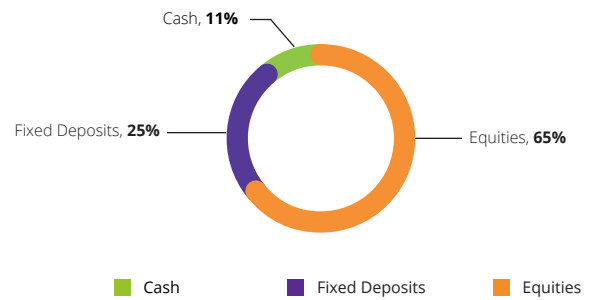
Equity Allocation by Sector

Sector	% of Portfolio
Bank	41.0%
Telecom	12.2%
Manufacturing	11.3%

Performance (Annualised) As At January 2025



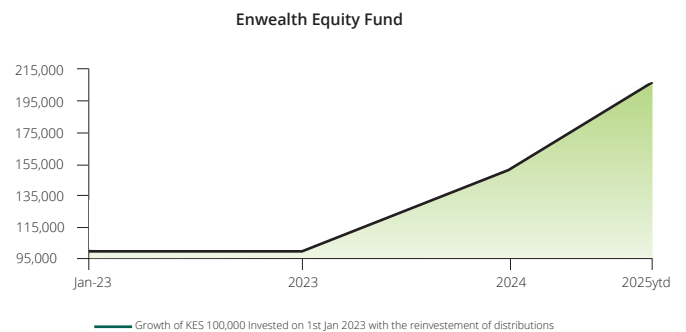
Asset Allocation



Risk Measures: Last 23 Months

Max NAV	13.62
Low NAV	9.88
No. of negativemonths	18
Max Drawdown	-2.54%

Cumulative Performance



The chart reflects the growth of a KES 100,000 investment since fund inception with 100% reinvestment of distributions.